



Physical, Spectroscopic Properties of PbO – GeO₂ Glasses Doped with Cr₂O₃

K Lokeswara rao^{1*}, P E S Bhakar², G Lalitha devi³

^{1,2} Department of Physics, Ramachandra College of Engineering, Eluru, AP – 534007, India.

³ Department of Physics, Sir C R Reddy Degree College (A), Eluru, AP – 534007, India.

*Corresponding Author Email: - koneti.lokeswararao@gmail.com

Received: 09 January 2025 • Accepted: 10 March 2026 • Published: 15 June 2026

Abstract

The system of glass samples PbO- GeO₂ comprising dissimilar concentrations Cr₂O₃ (0.2 - 1.0 mol %) was composed. Experimental densities and refractive index are used to conjecture different physical parameters such as ion concentration (N_i), mean separation (r_i), Polaron radius (r_p), field strength (F_i), electronic polarizability (α_e), reflection loss & optical dielectric constant (ε₀). The samples were delineated by XRD and Optical absorption (OA) patterns. The optical absorption spectra bands observed at about 440 and 665 nm are assigned to ⁴A₂ → ⁴T_{1g} (F), ⁴A₂ → ²T_{1g} transitions respectively. Additionally, a pair of weak bands at 680 and 700 nm observed due to ⁴A₂ → ⁴T_{2g} (F) and ⁴A₂ → ²E_g (E) (spin and parity forbidden) transitions.

Keywords: PbO-GeO₂ glasses, Physical properties, XRD, Optical absorption (OA)

INTRODUCTION

Coordination composites are built by transition metal ions (Cr₂O₃) which are in oxide glasses. The quantification of optical absorption spectra (OA) for the ions confers the state of the ligands, the structure of the glass, and the state of bonding. Glasses doped with Cr³⁺ ions are extremely engrossing owing to their intense and compliant emission. Over and above that, Cr³⁺ ions are useful for procuring information about the local environment in the amorphous vitreous material. The spectroscopic properties of Cr³⁺ ions are highly dependent on the crystal field strength, the nature of the local environment and the chemical bonding, which they establish with their ligands. In this manner, we can control the emission of these ions by making a convenient choice of the glass matrix. Conventionally, PbO is heavy metal oxide and has engrossing optical proprieties when used in the glasses. Due to their lofty atomic number, density of glasses is high. The structure of the glass material is transposed owing to its modifying nature. It has dual role in the glasses as modifier and glass former (Hossen et al., 2026). PbO glasses have high refractive index and relatively low melting points. The imposing characteristic property of electrical conduction of the lead involve glasses with different formers is of great interest. Germanium is typically found in

the vitreous form and is one of the conventional glass formers possess superior optical properties like lofty refractive index (~ 2.14) and transmission in the NIR region (Alam et al., 2025). GeO_2 glasses are used in the field of non-linear optics, fabrication of laser devices and for core of optical fiber (Mohd Pauzi & Shahadat Hossen, 2025).

In accordance with the structural aspects the germanium oxide comprises of GeO_4 and GeO_6 structural units [6]. GeO_2 glasses are used to make out solid electrolytes because of their high ionic conductivity [7]. When the modifier is added to GeO_2 network, it acts either as a network former or as a modifier; if Pb-O is ionic it acts as modifier or glass former if Pb-O is covalent. Covalent Pb-O bonds are formed due to high polarizability, Pb^{2+} ion strongly interacts with O^{2-} [8]. Lead germanate glasses are employed to make out high speed optical switches, optical amplifiers and many types of nonlinear optical devices. [9]. Chromium ions subsist in various valence positions in the samples. Among the different valence states of chromium ions, Cr^{3+} ions act like modifiers. These ions are in the form of CrO_6 structural frames in the glass whereas Cr^{5+} and Cr^{6+} ions infiltrate the glass system like network formers with CrO_4^{3-} and CrO_4^{2-} frames. The Cr^{3+} ion is a most stable ion. It is widely used as a luminescent material and luminescence sensitizer in different glasses [10]. The glasses integrated with chromium ions can be used as high pressure-calibrants, high-temperature sensors and solid-state lasers (Hossen et al., 2023). A possible disordered material for tunable lasers [14]. Fabrication & erosion wear response of E-glass-epoxy based hybrid composites (Alam et al., 2025). The present work deals with the role of oxidation states of Chromium ions in the PbO-GeO_2 glass network.

EXPERIMENTAL

The chemical compositions of the synthesized glasses used in the present study as follows

Cr_2 :40 PbO –59.8 GeO_2 : 0.2 Cr_2O_3

Cr_4 :40 PbO –59.6 GeO_2 : 0.4 Cr_2O_3

Cr_6 :40 PbO –59.4 GeO_2 : 0.6 Cr_2O_3

Cr_8 :40 PbO –59.2 GeO_2 :0.8 Cr_2O_3

Cr_{10} :40 PbO –59.0 GeO_2 : 1.0 Cr_2O_3

Analytical grade reagents of PbO , GeO_2 and Cr_2O_3 powders in suitable proportion are well grounded, homogenized mixtures were melted in silica crucible at 1300°C in PID controlled furnace. After 1hour bubble free liquid was found then poured in a bras mold and subsequently annealed at another furnace operated at 430°C to avoid cracks then finally required glasses are formed. The X-ray diffraction pattern of the samples were recorded with Philips expert system using the step scan method with $\text{Cu-K}\alpha$ radiation ($\lambda = 1.5406 \text{ \AA}$), to infer the amorphous nature of the glasses. Density measurements were taken by programmable VIBRA HT kit by means of Archimedes principle with O-xylene as buoyant liquid. The samples were then optically polished. The final dimensions of the samples used for the present measurements were about $1.0\text{cm} \times 1.0\text{cm} \times 0.1\text{cm}$. The optical absorption spectra of the samples were recorded in the wavelength range of 400 to 900 nm up to resolution of 0.1nm using JASCO V–670 UV–Vis NIR spectrophotometer (Rashed et al., 2025).

RESULTS AND DISCUSSIONS

A. Physical Parameters

Density and refractive index are important physical parameters of the glasses, more over these are useful to estimate other important physical parameters such as Cr^{3+} ion concentration (N_i), mean separation (r_i), Polaron radius (r_p), field strength (F_i), electronic polarizability (α_e), reflection loss as well as optical dielectric constant (ϵ_0) in the present glass network. The predictable formulae [16] used for the estimation of these parameters. With increasing

of mol % density increased, molar volume decreased as shown in Fig.1. With increasing of mol % polaron radius decreased, Field strength increased as shown in Fig.2. With increasing of mol % density increased, refractive index decreased as shown in Fig.3.

The density of the prepared glass samples at room temperature is measured by the traditional famous standard principle of Archimedes' using O-xylene as the buoyant liquid. The density is calculated to the known formula

- Density (D) = $\frac{W_1}{W_1 - W_2} \times 0.86$
- The Cr^{3+} ion concentration (N_i) = $\frac{N_A M(\text{mol}\%)D}{\bar{M}}$
- Inter ionic distance (r_i) in Å° = $\left[\frac{1}{N_i}\right]^{1/3}$
- Polaron radius (r_p) in Å° = $\frac{1}{2} \left[\frac{\pi}{6N_i}\right]^{1/3}$
- Field strength (F_i) in cm^{-2} = $\frac{Z}{r_p^2}$
- Electronic polarizability (α_e) = $\frac{3(\mu^2 - 1)}{4\pi N_i(\mu^2 + 2)}$
- Fresnel's formula for reflection loss (R) = $\frac{(\mu^2 - 1)}{(\mu^2 + 2)}$
- The molar reflectivity (R_M) = $\frac{M(\mu^2 - 1)}{D(\mu^2 - 1)}$

Table 1: Various physical parameters of PbO-GeO2 glasses doped with Cr2O3

Glass	0.2	0.4	0.6	0.8	1.0
Density d (g/cm^3)	5.447	5.50	5.515	5.530	5.585
Avg. Mol. Weight \bar{M}	151.9	151.76	151.61	151.47	151.33
Conc. of Cr^{3+} ions (N_i) ($10^{21}/\text{cm}^3$)	4.31	8.73	13.14	17.59	22.22
Inter ionic distance r_i (Å°)	6.14	4.85	4.23	3.84	3.55
Polaron radius r_p (Å°)	2.47	1.95	1.70	1.54	1.43
Field strength F , ($\times 10^{15} \text{ cm}^{-2}$)	4.9	7.84	10.29	12.5	14.6
Refractive index(n)	1.472	1.468	1.459	1.443	1.439
Reflection loss	0.28	0.277	0.273	0.265	0.263
Molar volume (V_m)	27.88	27.59	27.49	27.39	27.09
Molar refraction (R_M)	7.8064	7.642	7.5102	7.261	7.125
Molar electronic polarizability(α_m) (Å°) ³	3.09	3.03	2.97	2.87	2.82

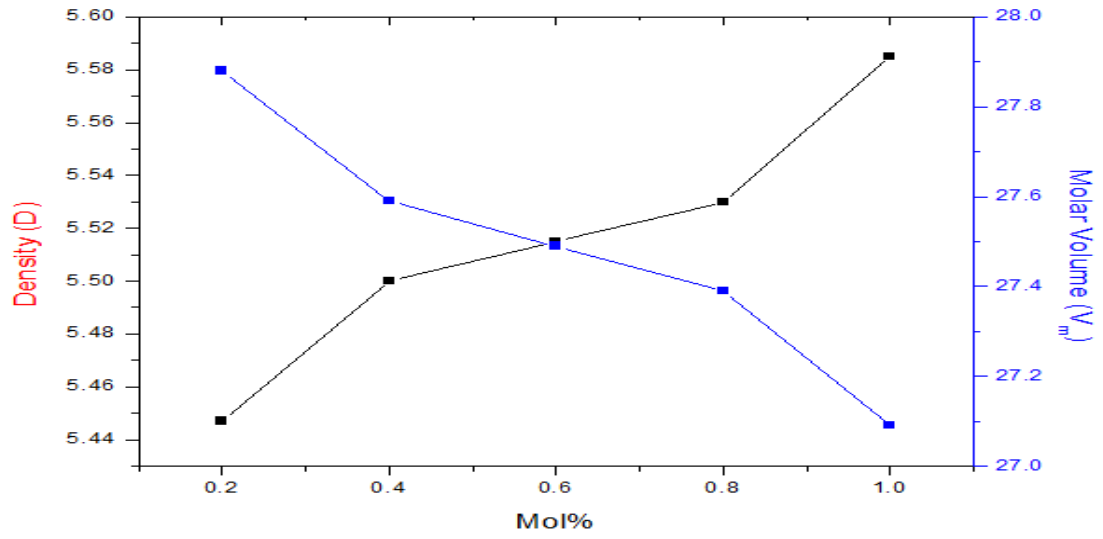


Fig.1.Mol % Vs Density and Molar Volume

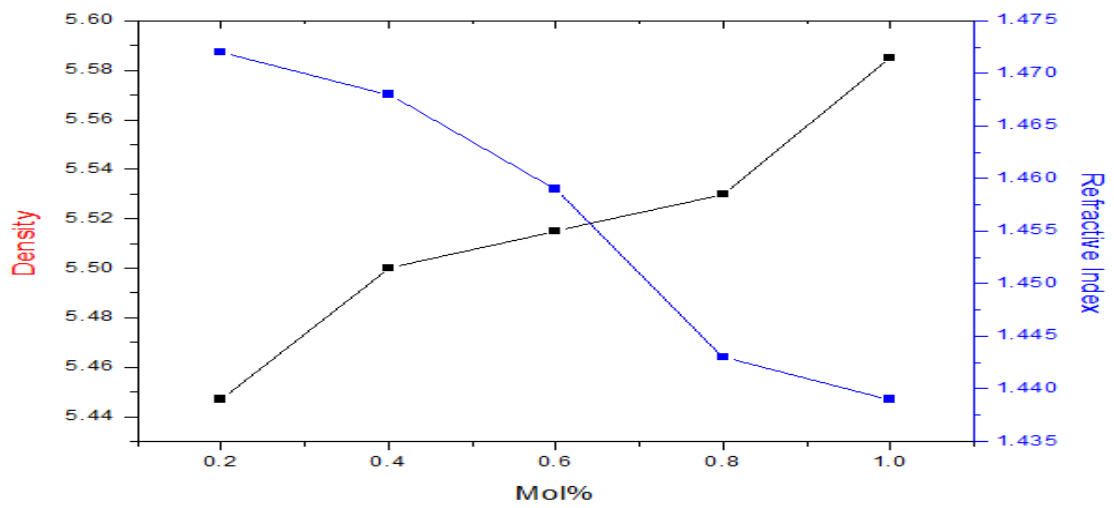


Fig.2.Mol % Vs Density and Refractive Index

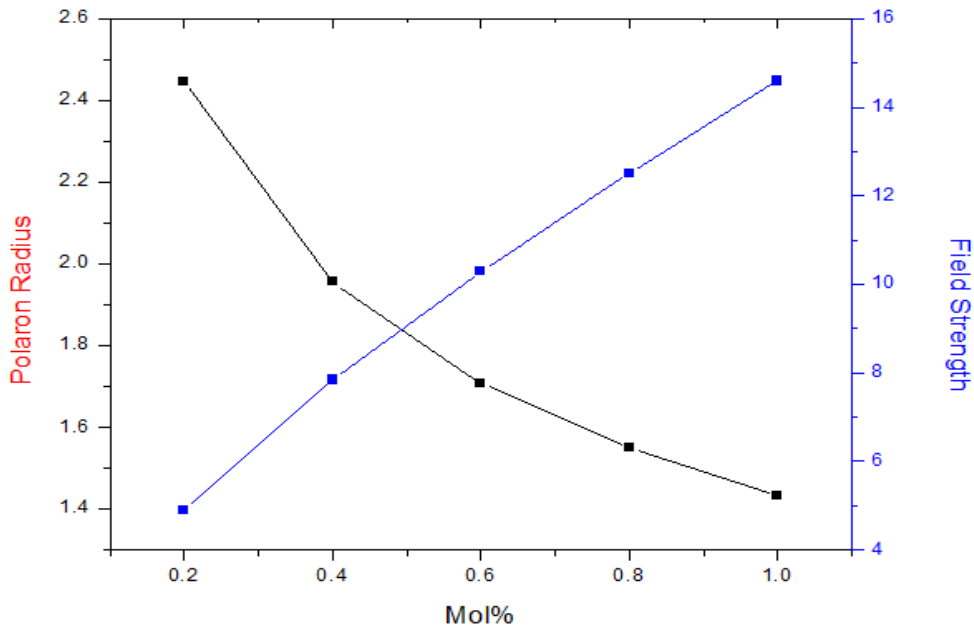


Fig.3.Mol % Vs Polaron Radius and Field Strength

B. X-Ray Diffraction

Fig. 4. shows X-ray diffraction pattern of some of the glass samples. The pattern shows absence of sharp Bragg peaks confirming the amorphous nature of the prepared samples. It confirms the irregular atomic arrangement of the atoms in the present glass system. All glasses samples are analyzed as shown in Fig.4.

C. Optical absorption studies

Fig. 5. Illustrates the optical absorption spectra of PbO-GeO₂: Cr₂O₃ glass samples at room temperature between the wavelength range 300–900 nm. In the spectrum of glass samples (0.2 to 1.0 mol% of Cr₂O₃). The optical absorption spectra bands observed at about 440 and 665 nm are assigned to ${}^4A_2 \rightarrow {}^4T_{1g}(F)$, ${}^4A_2 \rightarrow {}^2T_{1g}$ transitions respectively. Additionally, a pair of weak bands at 680 and 700 nm observed due to ${}^4A_2 \rightarrow {}^4T_{2g}(F)$ and ${}^4A_2 \rightarrow {}^2E_g(E)$ (spin and parity forbidden) transitions as shown in below Fig.5. In order to exhibit tauc plot as shown in below Fig.6. The highest mol% of Cr₂O₃ glass band gap is very less (Rahman et al., 2025).

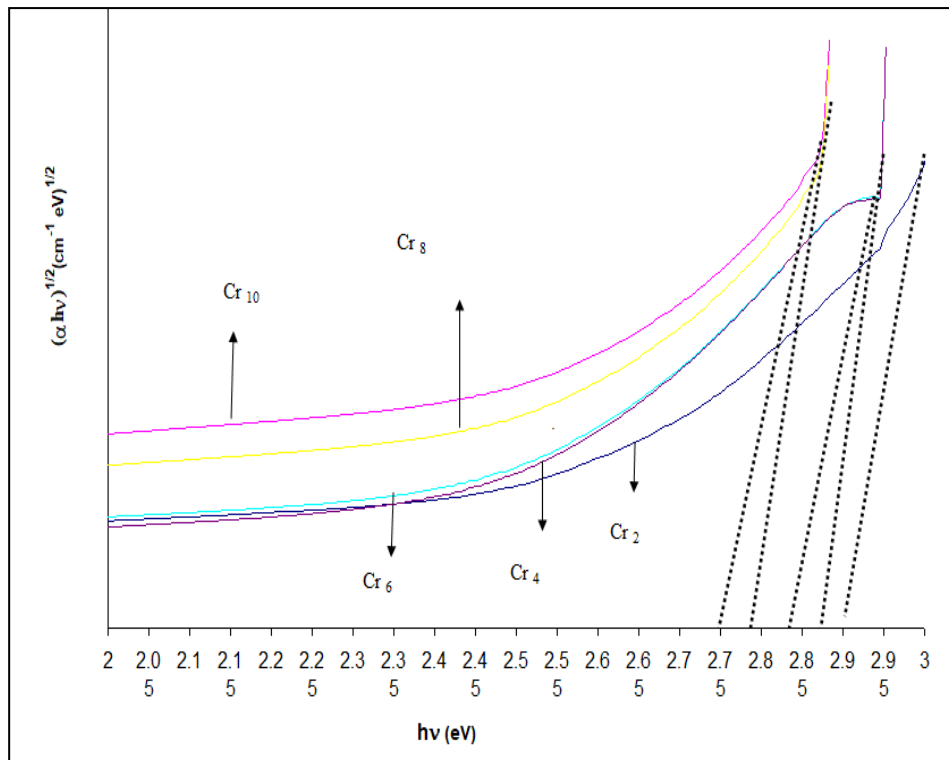


Fig.4.XRD Pattern of PbO-GeO₂: Cr₂O₃ glasses

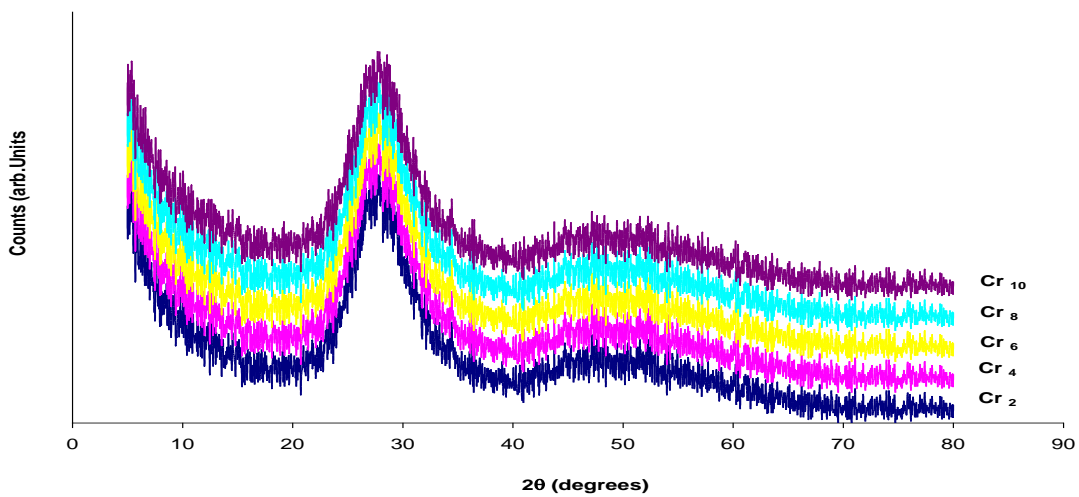


Fig.5.Optical absorption of PbO-GeO₂: Cr₂O₃ glasses

CONCLUSIONS

PbO-GeO₂: xCr₂O₃ (x: 0.2, 0.4, 0.6, 0.8, 1.0) (mol %) glasses were prepared by adopting melt-quenching technique, Various physical parameters are estimated with the help of experimental densities and refractive index. The optical absorption spectra bands observed at about 440 and 665 nm are assigned to ⁴A₂ → ⁴T_{1g} (F), ⁴A₂ → ²T_{1g} transitions respectively. Additionally, a pair of weak bands at 680 and 700 nm observed due to ⁴A₂ → ⁴T_{2g} (F) and

$^4A_2 \rightarrow ^2E_g$ (E) (spin and parity forbidden). optical band gaps are calculated from the absorption edges.

Acknowledgements

Authors are very much thankful to the principal and management authorities of Ramachandra College Engineering, Eluru, India for their cooperation in providing research facilities..

Funding: The research did not receive financial assistance from any funding entity.

Conflicts of Interest: The author has no conflicts of interest to disclose concerning this study.

Declarations: This manuscript has not been published to any other journal or online sources.

Data Availability: The author has all the data employed in this research and is open to sharing it upon reasonable request.

REFERENCES

- Shaik Meera Saheb, R. Vijay, P. Ramesh Babu, G. Naga Raju. "Structural and spectroscopic studies on lead germanate glasses doped with V_2O_5 ", *Materials today proceedings*, vol. 5, 13(1), 2018, pp. 26304.
- C.J. Hill, A. Jha, "Development of novel ternary tellurite glasses for high temperature fiber optic mid-IR chemical sensing", *Journal of Non-Crystalline Solids*, vol. 353, 13-15, 2007, pp. 1372-1376.
- G. Lakshminarayana, and S. Buddhudu, "Spectral analysis of Mn^{2+} , Co^{2+} and Ni^{2+} : B_2O_3 - ZnO - PbO glasses", *Spectrochimica Part A: molecular and biomolecular spectroscopy*, vol. 63, 2, 2006, pp. 295.
- V. Singh, R.P.S. Chakradhar, J.L. Rao, J.J. Zhu. "Studies on red-emitting Cr^{3+} doped barium aluminate phosphor obtained by combustion process", *Journal of Materials Chemistry and Physics*, vol. 111, 2008, pp. 143-148.
- F.H. ElBatal, S. Ibrahim, A.M. Abdelghany. "Optical and FTIR spectra of NdF_3 doped borophosphate glasses and effect of gamma irradiation", *Journal of Molecular Structure*, vol. 1030, 2012, pp. 107-112.
- M. Rami Reddy, S. B. Raju, N. Veeraiah. "Optical absorption and fluorescence spectral studies of Ho^{3+} ions in PbO - Al_2O_3 - B_2O_3 glass system", *Journal of physics and Chemistry of Solids*, vol. 61, 2000, pp. 1567.
- P.S. Gahlot, V.P. Seth, A. Agarwal, N. Kishore, S.K. Gupta, M. Arora. "Electron paramagnetic resonance, optical and electrical properties of vanadyl doped alkali germanoborate glasses", *Journal of physics and Chemistry of Solids*, vol. 66, 2005, pp. 766.
- M. Rada, L. Bolundut, M. Pica, M. Zagrai, S. Rada, E. Culea. "Mixed ionic-electronic conduction and electrochemical behavior of the lead and molybdenum ions in the lead-molybdate-germanate glasses", *Journal of Non-Crystalline Solids*, vol. 365, 2013, pp. 105.
- P.S. Gahlot, V.P. Seth, A. Agarwal, N. Kishore, S.K. Gupta, M. Arora. "Electron paramagnetic resonance, optical and electrical properties of vanadyl doped alkali germanoborate glasses", *Journal of physics and chemistry of Solids*, vol. 66, 2005, pp. 766-772.
- M Rada, S Rada, P Pascuta, E Culea, "Structural properties of molybdenum-lead-borate glasses", *Spectrochimica Acta Part A: Molecular and Bio molecular Spectroscopy*, vol. 77, 2010, pp. 832.
- M. Nouadji, Z.G. Ivanova, M. Poulain, J. Zavadil, A. Attaf. "Glass formation, physicochemical characterization and photoluminescence properties of new Sb_2O_3 - PbO - ZnO and Sb_2O_3 - PbO - ZnS systems", *Journal of Alloys and Compounds*, vol. 549, 2013, pp. 158-162.

- K. El-Egili, H. Doweidar, Y.M Moustafa, I Abbas. "Structure and some physical properties of PbO–P2O5 glasses", *Physica B: Condensed matter*, vol. 339, 4, 2003, pp. 237-245.
- R. Vijay, P. Ramesh Babu, V. Ravi Kumar, M. Piasecki, D. Krishna Rao, N. Veeraiah. *Material science in semiconductor processing*, vol. 35, 2015, pp. 96-108.
- Alam et al., 2025. (2025a). Online Corrective Feedback and Self-Regulated Writing: Exploring Student Perceptions and Challenges in Higher Education. 15(06), 139–150.
<https://doi.org/https://doi.org/10.5430/wjel.v15n6p139>
- Alam, J., Hossen, M. S., Nawaz, I., Rahman, S., & Mahmood, A. (2025). Black Magic and Dark Tourism Impact Mental Well-being of Gender: A Standpoint of Embodiment Theory With Emotional Experience.
- Hossen, M. S., Pauzi, H. B. M., & Salleh, S. F. B. (2023). Enhancing Elderly Well-being Through Age-Friendly Community, Social Engagement and Social Support. *American J Sci Edu Re: AJSER*-135.
- Hossen, M. S., Pauzi, H. M., Islam, M. S., & Salleh, S. F. (2026). ELDERLY LIFE SATISFACTION THROUGH SOCIAL INTERACTION AND FORMAL CARE CENTER MANAGEMENT. *Asian People Journal (APJ)*, 9(1), 1–15.
- Mohd Pauzi, H., & Shahadat Hossen, M. (2025). Comprehensive bibliometric integration of formal social support literature for elderly individuals. *Housing, Care and Support*, 1–17.
- Rahman, M. K., Hossain, M. A., Ismail, N. A., Hossen, M. S., & Sultana, M. (2025). Determinants of students' adoption of AI chatbots in higher education: the moderating role of tech readiness. *Interactive Technology and Smart Education*.
- Rashed, M., Jamadar, Y., Hossen, M. S., Islam, M. F., Thakur, O. A., & Uddin, M. K. (2025). Sustainability catalysts and green growth: Triangulating evidence from EU countries using panel data, MMQR, and CCEMG. *Green Technologies and Sustainability*, 100305.



This is an Open Access article distributed under the terms of the Creative Commons Attribution 4.0 International License (<https://creativecommons.org/licenses/by/4.0/>), which permits unrestricted use, distribution, and reproduction in any medium upon the work for non-commercial, provided the original work is properly cited.